

## DeltaVen® Tips For Success

### Closed System Passive Safety IV Catheter

#### First Stick Success

- Ensure the stabilization platform and white ribbed housing are fully seated by pressing toward each other.
- Avoid utilizing only the stabilization platform for insertion as this may cause the catheter to advance over the needle.

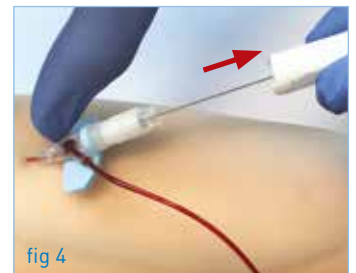
#### Easy Vein Confirmation

- Look for initial blood return in flash view chamber posterior to white ribbed needle housing.
- Advance slowly to ensure the catheter is in the vessel.
- Enhance visualization by utilizing optional hand positions as demonstrated. (fig 1 & 2)



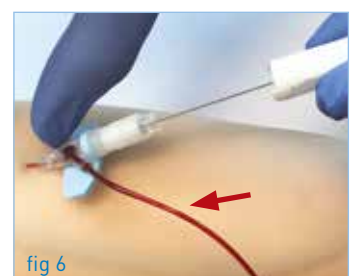
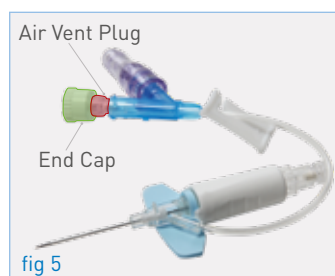
#### Threading and Disconnection

- Place fingers on ribbed needle housing, avoiding contact with the tip protector, and advance the catheter using non-dominant hand. (fig 3)
- Following completion of advancement, stabilize platform and fully retract needle maintaining the angle of insertion until audible "click". **Do not pull up or vertical during activation.** (fig 4)
- Continue to support platform and disconnect the engaged needle from the stabilization platform by pulling with intention on the ribbed needle housing. (fig 4)



#### Blood Containment

- Prior to insertion, secure vent plug/end cap. (fig 5)
- Once catheter is fully threaded and retraction of needle begins, observe secondary flashback in the integrated extension tubing confirming vein placement. (fig 6)



For more information visit our website at [www.smiths-medical.com](http://www.smiths-medical.com)

PRODUCT(S) DESCRIBED MAY NOT BE LICENSED OR AVAILABLE FOR SALE IN CANADA AND OTHER COUNTRIES

**Distributed By:**  
**Smiths Medical International Ltd**  
1500 Eureka Park, Lower Pemberton  
Ashford Kent, TN25 4BF  
Tel: +44 (0)845 850 0445  
[www.smiths-medical.com](http://www.smiths-medical.com)

**Manufactured by:**  
**Delta Med SpA**  
Via G. Rossa, 20-46019  
Viadana (Mn) - Italy  
0375 785915

Find your local contact information at: [www.smiths-medical.com/customer-support/contact-us](http://www.smiths-medical.com/customer-support/contact-us)

Smiths Medical is part of the global technology business Smiths Group plc. Please see the Instructions for Use/Operator's Manual for a complete listing of the indications, contraindications, warnings and precautions. The Smiths Medical design mark are trademarks of Smiths Medical. The symbol © indicates the trademark is registered in the U.S. Patent and Trademark Office and certain other countries. All other names and marks mentioned are the trademarks or service marks of their respective owners. ©2018 Smiths Medical. All rights reserved. SS195514GB-082018

MMSPCA-0267

**Rx  
ONLY**

smiths medical