

DeltaVen® Closed System Catheter

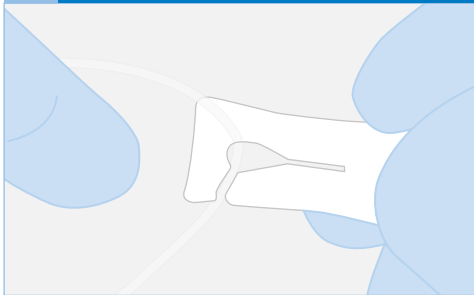
Insertion Guide

Preparation

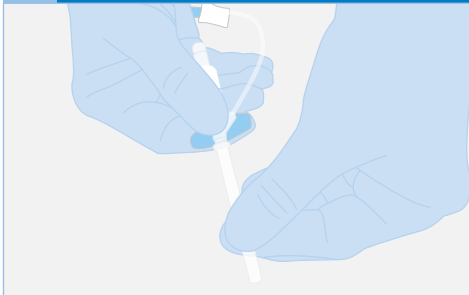
Cleanse the insertion site per your facility's policy using the preferred skin antiseptic agent

Insertion

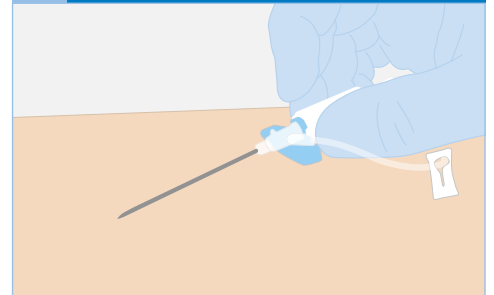
1 Check to ensure connections are secured correctly and the clamp is in the "open" position



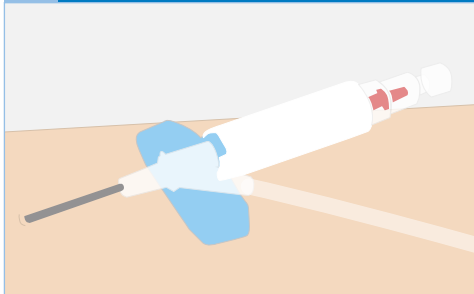
2 Remove the sheath with a twisting motion, while holding the colored wing section. Inspect the catheter



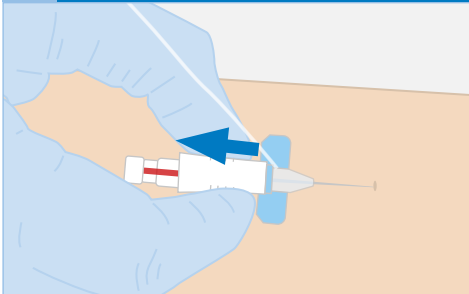
3 Perform the venipuncture using an appropriate angle of insertion. Check for flash in the distal end of the catheter



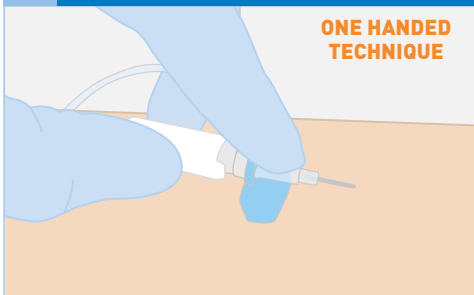
4 **Slight push** - Lower DeltaVen® catheter near parallel to skin. Advance the whole catheter forward a few millimeters to ensure the catheter tubing is in the vein



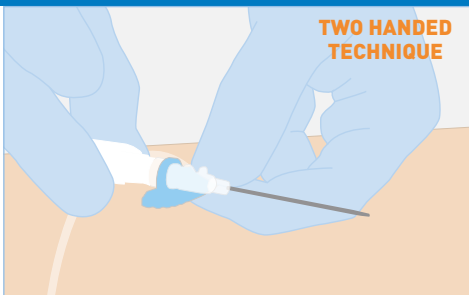
5 **Slight pull** - Pull back on the white ribbed housing, separating the hub from the safety mechanism



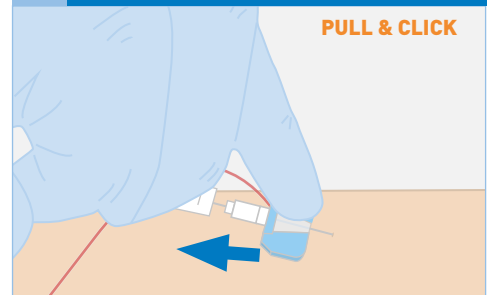
6 **Push** - Using your finger behind the push off tab, thread the catheter into the vein holding the needle stable



Push - Use your non-dominant hand to thread the catheter into the vein, holding the needle stable



7 **Pull** - Pull back on the white ribbed housing, near parallel to the skin, observing secondary flashback in the extension tubing. Pull until you hear an audible "click"



Dispose of the needle with safety mechanism in an appropriate sharps container per your facility's policies.

For more information visit our website at www.smiths-medical.com

PRODUCT(S) DESCRIBED MAY NOT BE LICENSED OR AVAILABLE FOR SALE IN CANADA AND OTHER COUNTRIES

Distributed by:

Smiths Medical ASD, Inc.

6000 Nathan Lane North
Minneapolis, MN, 55442, USA
Tel: 1-614-210-7300

Toll-Free USA 1-800-258-5361

www.smiths-medical.com

Manufactured by:

Delta Med SpA

Via G. Rossa, 20-46019
Viadana (Mn) - Italy
0375 785915

MPAUC-1712

smiths medical

Find your local contact information at: www.smiths-medical.com/customer-support/contact-us

Smiths Medical is part of the global technology business Smiths Group plc. Please see the Instructions for Use/Operator's Manual for a complete listing of the indications, contraindications, warnings and precautions. The Smiths Medical design mark is a trademark of Smiths Medical. The symbol ® indicates the trademark is registered in the U.S. Patent and Trademark Office and certain other countries. All other names and marks mentioned are the trademarks or service marks of their respective owners. The product referenced is CE-marked. ©2017 Smiths Medical. All rights reserved. SS195479EN-102017