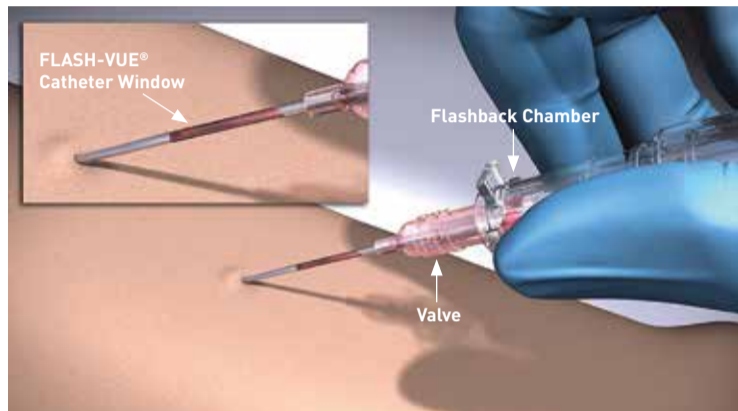


ViaValve® Safety IV Catheter FLASH-VUE® Medical Catheter Window Leakage

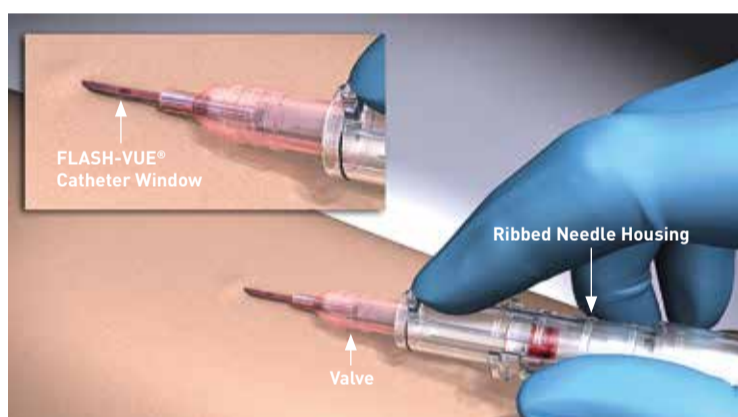
Training Aid



1 Initial Insertion

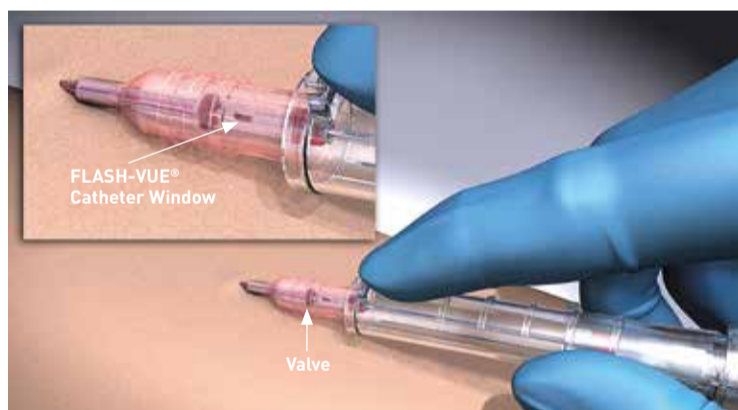
The FLASH-VUE® catheter window, a notch present in the hollow bore introducer needle on gauge sizes 20–24, is designed to provide early confirmation of vein entry.

- Prepare site per institutional policy
- Perform the initial insertion
- Confirm vein access by observing for blood in the FLASH-VUE® catheter window (on gauge sizes 20-24)
- Blood will “wick” up the catheter
- Blood will then appear in the flashback chamber




2 Lower Insertion Angle and Begin Threading

- Once venous access is confirmed, lower the insertion angle in order to avoid puncturing the posterior wall of the vessel
- Hold the ribbed needle housing to stabilize the device
- Place index finger behind the primary push-off tab and **PUSH** catheter to thread to desired length
- The FLASH-VUE® catheter window is designed to remain visible in front of the valve throughout the insertion and catheter threading process



3 Complete Catheter Threading

- Continue threading the catheter forward off of the needle and into the vein
- Stabilize device by placing the index finger on the push-off tab
- While holding ribbed needle housing stable, **PULL** needle into needle guard until you hear a **CLICK**
- As the FLASH-VUE® catheter window moves beyond the valve during this process, blood will continue to exit the window until the device is properly locked out



4 Blood Pooling

- Blood will pool in the needle guard if the device is not locked out quickly which moves the FLASH-VUE® catheter window beyond the valve
- In order to avoid blood pooling in the needle guard, complete the insertion process and lock out the device without pausing once the FLASH-VUE® catheter window is beyond the valve

For more information visit our website at www.smiths-medical.com

PRODUCT(S) DESCRIBED MAY NOT BE LICENSED OR AVAILABLE FOR SALE IN CANADA AND OTHER COUNTRIES

Smiths Medical ASD, Inc.
6000 Nathan Lane North
Minneapolis, MN 55442, USA
Tel: 1-614-210-7300
Toll-Free USA: 1-800-258-5361
www.smiths-medical.com

Find your local contact information at: www.smiths-medical.com/customer-support/contact-us

Smiths Medical is part of the global technology business Smiths Group plc. Please see the Instructions for Use/Operator's Manual for a complete listing of the indications, contraindications, warnings and precautions. ViaValve, FLASH-VUE and the Jelco and Smiths Medical design mark are trademarks of Smiths Medical. The symbol © indicates the trademark is registered in the U.S. Patent and Trademark Office and certain other countries. All other names and marks mentioned are the trademarks or service marks of their respective owners. Product referenced is CE-marked. ©2019 Smiths Medical. All rights reserved. SS195402EN-012019

MSOUCA-1144