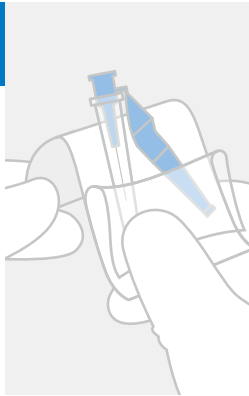


Hypodermic Needle-Pro® EDGE™ Safety Device STEP-BY-STEP GUIDELINES

IMPORTANT: Please refer to the Instructions for Use supplied with the product for detailed instructions, warnings, and cautions.

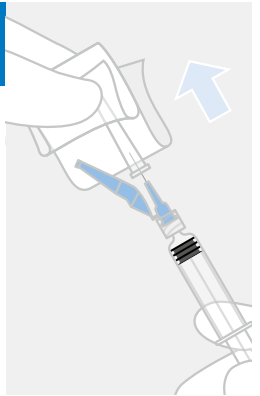
1 Remove Device

Peel the blister pouch and remove device. (Do not touch needle protector.)
Grasp sheath using the plastic peel pouch. To prevent contamination, do not touch the Needle-Pro® EDGE™ safety device's Luer connector. [fig 1]



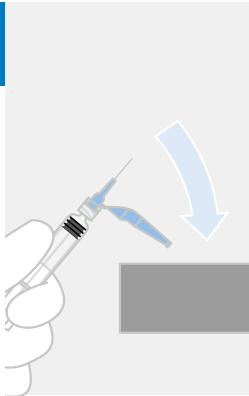
2 Administer

With needle bevel up [fig 2] pull the needle cap straight away from the needle to remove it.
Draw up medication. Express air and administer medication.



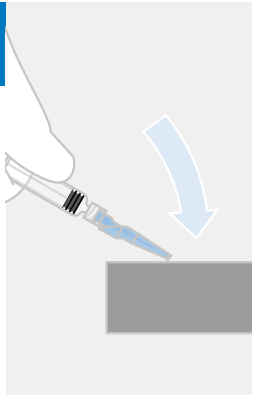
3A Engage

Engage the Needle-Pro® EDGE™ safety device using a one-handed technique by gently pressing the sheath of the needle protection device against any flat surface. DO NOT use your free hand to press the protective sheath over the needle. As the sheath is pressed, the needle firmly engages into the sheath with an audible click. [fig 3a and 3b]



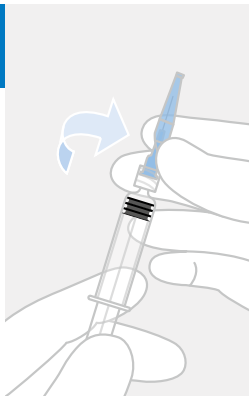
3B Confirm

Visually confirm that the needle is fully engaged into the needle protection sheath. Dispose of the entire device in an approved sharps container immediately after engaging the safety feature.



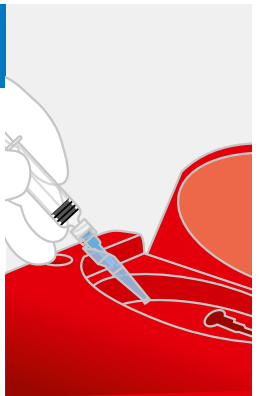
4 Alternate Technique

Peel the blister pouch and remove device. (Do not touch needle protector.)
Grasp sheath using the plastic peel pouch. To prevent contamination, do not touch the Needle-Pro® EDGE™ safety device's Luer connector. [fig 1]



5 Dispose + Repeat

Dispose of the engaged device [fig 5] and select a second needle with the Needle-Pro® EDGE™ safety device. After attaching a new needle with the Needle-Pro® EDGE™ safety device to the syringe, repeat all necessary steps above with the second needle. Dispose of the entire device immediately after engaging the safety feature.



PRODUCT(S) DESCRIBED MAY NOT BE LICENSED OR AVAILABLE FOR SALE IN CANADA AND OTHER COUNTRIES

Smiths Medical ASD, Inc.
6000 Nathan Lane North Minneapolis,
MN 55442, USA
Tel: 1-614-210-7300 Toll-Free USA: 1-800-258-5361
www.smiths-medical.com

Smiths Medical International
1500 Eureka Park, Lower Pemberton
Ashford Kent, TN25 4BF
Tel: +44 (0)845 850 0445

MKEECA-0202
CE
2797

Find your local contact information at: www.smiths-medical.com/customer-support/contact-us

smiths medical

Smiths Medical is part of the global technology business Smiths Group plc. Please see the Instructions for Use/Operator's Manual for a complete listing of the indications, contraindications, warnings and precautions. Needle-Pro, Edge, Jelco and the Smiths Medical design marks are trademarks of Smiths Medical. The symbol R indicates the trademark is registered in the U.S. Patent and Trademark Office and certain other countries. All other names and marks mentioned are the trademarks or service marks of their respective owners. 2019 Smiths Medical. All rights reserved. SS195227GB-102019