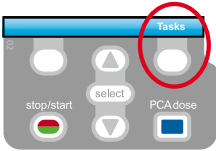


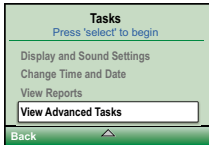


CADD[®]-Solis VIP Ambulatory Infusion Pump Step Mode

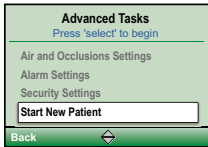
PROGRAMMING A NEW PATIENT



1. To start programming, select **Tasks**.

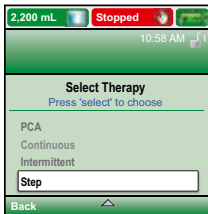


2. Press to highlight **View Advanced Tasks** + **select**.



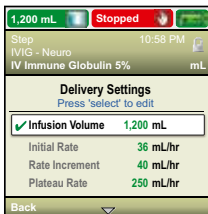
3. Using the key, highlight **Start New Patient** + **select**.
Then select **Continue**.

4. Enter the 3-digit security code using or keys + **select**.



5. Using the or keys, highlight **Step** + **select**.
Highlight **[Manual Progr]** or protocol qualifier if existing + **select**.
If protocol, highlight drug name + **select**.

6. Select **Yes** to confirm selection. Select **Review** to **Review Pump Settings**.



7. Next, adjust all of the settings. Highlight a setting, press **select** then or then select **Save**.

Infusion Volume: Total volume of fluid to be delivered
Reservoir Volume: Volume of fluid contained in the bag
Rate Increment: The amount that you want medication delivery to increase by for each step. Every step must increase by the same amount.
Plateau Rate: Maximum rate at which medication is delivered.

8. Confirm values by selecting **Accept Value**, the symbol appears on the left + **Next**.

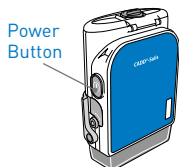
9. Remove the blue clip and attach the administration set or the cassette. The pump will show the next steps to follow until pump start.

10. Start the pump.



Quick Change of Disposable

Same Infusion Volume, Same Programming



1. Turn on the pump.



2. Remove the blue clip and attach the new disposable to the pump.

3. The pump displays the question **Reset reservoir volume to XX mL?**
Select **YES** to confirm.

4. The screen displays **Prime tubing?**
Select **YES** to prime using the pump. Select **No** if tubing was pre-primed.

5. Enter the 3-digit security code. Press  or  + **select** if needed.

6. Follow the instruction to prime the tubing.

7. Start the pump.

PRODUCT(S) DESCRIBED MAY NOT BE LICENSED OR AVAILABLE FOR SALE IN CANADA AND OTHER COUNTRIES

Smiths Medical International Ltd
1500 Eureka Park, Lower Pemberton
Ashford Kent, TN25 4BF
Tel: +44 (0)845 850 0445
www.smiths-medical.com

Smiths Medical ASD, Inc.
6000 Nathan Lane North
Minneapolis, MN 55442, USA
Tel: 1-614-210-7300
Toll-Free USA: 1-800-258-5361
www.smiths-medical.com

MPAUCA-1644



smiths medical

Find your local contact information at: www.smiths-medical.com/customer-support

Smiths Medical is part of the global technology business Smiths Group plc. Please see the Instructions for Use/Operator's Manual for a complete listing of the indications, contraindications, warnings, and precautions. CADD and the Smiths Medical design mark are trademarks of Smiths Medical. The symbol © indicates the trademark is registered in the U.S. Patent and Trademark Office and certain other countries. Product referenced is CE-marked. ©2019 Smiths Medical. All rights reserved. IN193592GB-082019