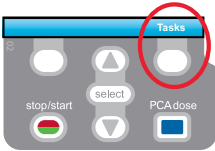


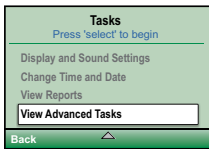


## CADD<sup>®</sup>-Solis VIP Ambulatory Infusion Pump Intermittent Mode

### PROGRAMMING A NEW PATIENT



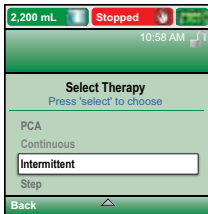
1. To start programming, select **Tasks**.



2. Press  to highlight **View Advanced Tasks** + **select**.

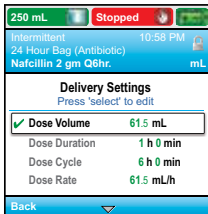


3. Using the  key, highlight **Start New Patient** + **select**.  
Then select **Continue**.



4. Enter the 3-digit security code using  or  keys + **select**.

5. Using the  or  keys, highlight **Intermittent** + **select**.  
Highlight **[Manual Progr]** or protocol qualifier if existing + **select**.  
If protocol, highlight drug name + **select**.



6. Select **Yes** to confirm selection. Select **Review** to **Review Pump Settings**.

7. Next, adjust all of the settings. Highlight a setting, press **select** then  or  then select **Save**.

Dose Volume: Dose volume to be delivered  
Dose Duration: Time required to deliver a dose.  
Dose Cycle: Time from the start of one dose to the start of the next dose.  
Next Dose: Indicates the time at which the next dose will start.

8. Confirm values by selecting **Accept Value**, the symbol  appears on the left + **Next**.

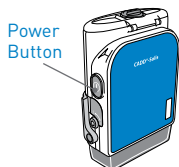
9. Remove the blue clip and attach the administration set or the cassette. The pump will show the next steps to follow until pump start.

10. Start the pump.



# Quick Change of Disposable

## Same Infusion Volume, Same Programming



1. Turn on the pump.



2. Remove the blue clip and attach the new disposable to the pump.

3. The pump displays the question **Reset reservoir volume to XX mL?**  
Select **YES** to confirm.

4. The screen displays **Prime tubing?**  
Select **YES** to prime using the pump. Select **No** if tubing was pre-primed.

5. Enter the 3-digit security code. Press  or  + **select** if needed.

6. Follow the instruction to prime the tubing.

7. Start the pump.

**DRAFT**  
FOR INTERNAL USE ONLY

PRODUCT(S) DESCRIBED MAY NOT BE LICENSED OR AVAILABLE FOR SALE IN CANADA AND OTHER COUNTRIES

**Smiths Medical International Ltd**  
1500 Eureka Park, Lower Pemberton  
Ashford Kent, TN25 4BF  
Tel: +44 (0)845 850 0445  
[www.smiths-medical.com](http://www.smiths-medical.com)

**Smiths Medical ASD, Inc.**  
6000 Nathan Lane North  
Minneapolis, MN 55442, USA  
Tel: 1-614-210-7300  
Toll-Free USA: 1-800-258-5361  
[www.smiths-medical.com](http://www.smiths-medical.com)

MPAUC-1643



**smiths medical**

Find your local contact information at: [www.smiths-medical.com/customer-support](http://www.smiths-medical.com/customer-support)

Smiths Medical is part of the global technology business Smiths Group plc. Please see the Instructions for Use/Operator's Manual for a complete listing of the indications, contraindications, warnings, and precautions. CADD and the Smiths Medical design mark are trademarks of Smiths Medical. The symbol © indicates the trademark is registered in the U.S. Patent and Trademark Office and certain other countries. Product referenced is CE-marked. ©2019 Smiths Medical. All rights reserved. IN193591GB-082019