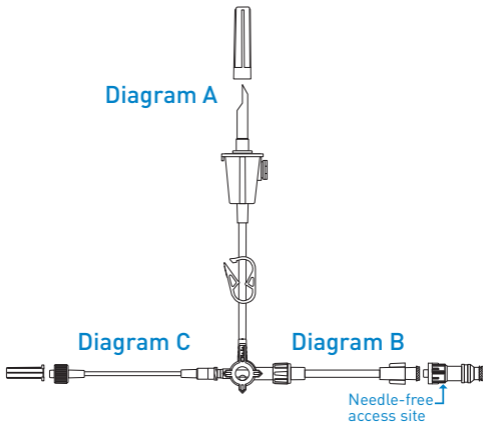


# Mangum™ Micro Delivery Set

## Quick Reference

### Mangum™ Set



## Using aseptic technique:

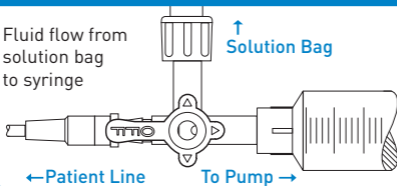
1. Remove sterile product from pouch.  
Verify that all connections are secure.  
Close pinch clamp.
2. Close vent on the tubing if spiking a fluid bag;  
open the vent if spiking a bottle.
3. Remove spike protector and insert spike  
in the bag or bottle. **(Diagram A)**
4. Remove the protector from extension tubing,  
attach needle-free access site, and connect  
syringe to the needle-free access site.  
**(Diagram B)**
5. Turn stopcock OFF to the patient line.  
**(Position 1)** Open the pinch clamp and fill  
syringe with solution from bag or bottle.
6. Turn stopcock OFF to the solution bag  
or bottle. **(Position 2)** Close pinch clamp.
7. Without disconnecting the syringe, expel air  
out of the syringe while manually priming the  
line to the patient with fluid. **(Diagram C)**  
Tubing is NOT connected to the patient during  
this process.
8. Load syringe on syringe pump and follow  
the appropriate syringe pump instructions  
for fluid or medication administration.

9. Upon completion of fluid or medication administration, turn stopcock OFF to the patient. (**Position 1**) For next infusion, clean and disinfect needle-free access site and connect a new syringe. (Refer to hospital policy)

### Position 1

Fluid flow from  
solution bag  
to syringe

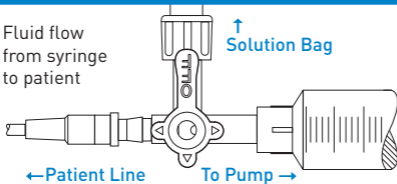
↑  
Solution Bag



### Position 2

Fluid flow  
from syringe  
to patient

↑  
Solution Bag





**smiths medical**  
bringing technology to life

The Mangum™ Micro Delivery Set is a closed system for use with a syringe pump for administration of IV medications and IV solutions.

This quick reference is provided with the compliments of Smiths Medical, and is intended for use solely as an aid for the participant in developing skill in the use of the product described above. Smiths Medical disclaims responsibility for any use, misuse, or application of this form and makes no representations or warranties concerning competency, proficiency, or skill level obtained or obtainable by the user of the Mangum™ sets. For detailed instructions, specifications, warnings and additional information on the Mangum™ sets or the Medfusion® pump, please refer to the IFU's/Operator's Manual.

**Smiths Medical ASD, Inc.**  
St. Paul, MN 55112, USA  
Phone: 1-214-618-0218  
Toll-Free USA: 1-800-258-5361



**EC Authorized Representative**  
**Smiths Medical International Ltd.**  
TN25 4BF, UK  
Phone: +44 (0) 1233 722100

**[www.smiths-medical.com](http://www.smiths-medical.com)**  
Find your local contact information at  
[www.smiths-medical.com/customer-support](http://www.smiths-medical.com/customer-support)



Smiths Medical is part of the global technology business Smiths Group plc. Product(s) described may not be licensed or available for sale in all countries. Mangum, Medex, Medfusion and the Smiths Medical and Medex design marks are trademarks of Smiths Medical. The symbol © indicates the trademark is registered in the U.S. Patent and Trademark Office and certain other countries. Rx only. ©2011 Smiths Medical. All rights reserved. 10/11 IN193856